

NATIONAL ASSOCIATION OF
CHRONIC DISEASE DIRECTORS

Americans & Public Health Survey

~ Attitudes toward Public Funding for
Public Health and Chronic Disease ~



Results prepared by:



Study Objectives and Methodology



Survey results were obtained through phone interviews among a representative sample of 1,000 adults, 18 and over. Interviews took place August 21-24, 2008.

- Completed interviews are weighted by four variables: age, gender, geographic region, and race, to ensure reliable and accurate representation of the total U.S. adult population.
- The margin of error for this study is $\pm 3.1\%$.

Study Findings-Overview



- Many Americans are not satisfied with the quality of healthcare in this country.
 - More than four in five Americans favor public funding for programs to help prevent chronic disease.
-
- **Nearly two-thirds of Americans across all income groupings say they would be willing to pay higher taxes to support such programs.**

Study Findings-Overview



- **Americans agree that our healthcare system needs to put more emphasis on preventive care than on restorative care.**
 - More than two-thirds believe that Congress needs to do more to help create a more healthy America.
 - More than four in ten say they are more likely to vote for candidates who support increased public health spending.

Study Findings-Overview

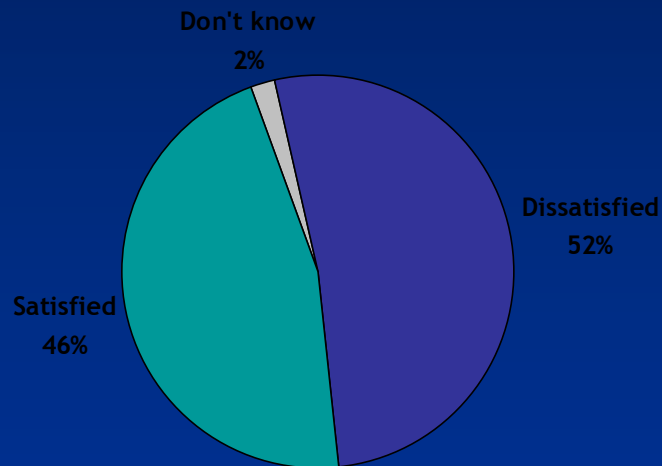


- Two-thirds of Americans are very or somewhat worried about being able to afford necessary healthcare.
- The number of people without health insurance and the greater incidence of health problems among lower-income individuals are cited as “big” problems by more than three in five.
- Americans know that having healthier workers would make our country economically stronger.

Americans Tend To Be Dissatisfied with their Quality of Healthcare

- Americans 65 and over tend to be the most satisfied.

Are you generally satisfied or generally dissatisfied with the QUALITY of healthcare provided in the U.S. today?

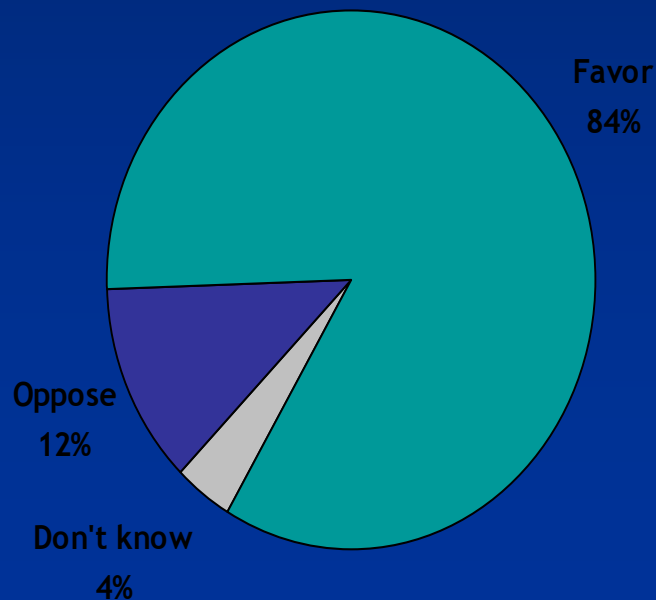


	<u>Age</u>				
	18-34	35-44	45-54	55-64	65+
Satisfied	50%	47%	40%	40%	55%
Dissatisfied	49%	52%	57%	59%	43%

Most Americans Favor Continued Funding for Chronic Disease Prevention

- Women are more likely than men to be in favor of these programs.

Do you favor or oppose federal funding for state and local health departments to continue programs to prevent chronic disease?

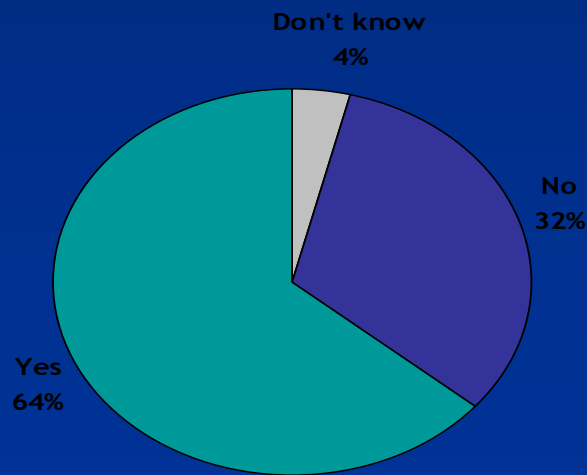


	<u>Male</u>	<u>Female</u>
Favor	80%	86%
Oppose	16%	8%

Americans Would Pay More for a Healthier America

- More than six in ten Americans say they would pay higher taxes to fund these types of healthcare programs.
- Support for these programs exists among all income levels.

Are you willing to pay taxes to fund programs such as these for a more healthy America?

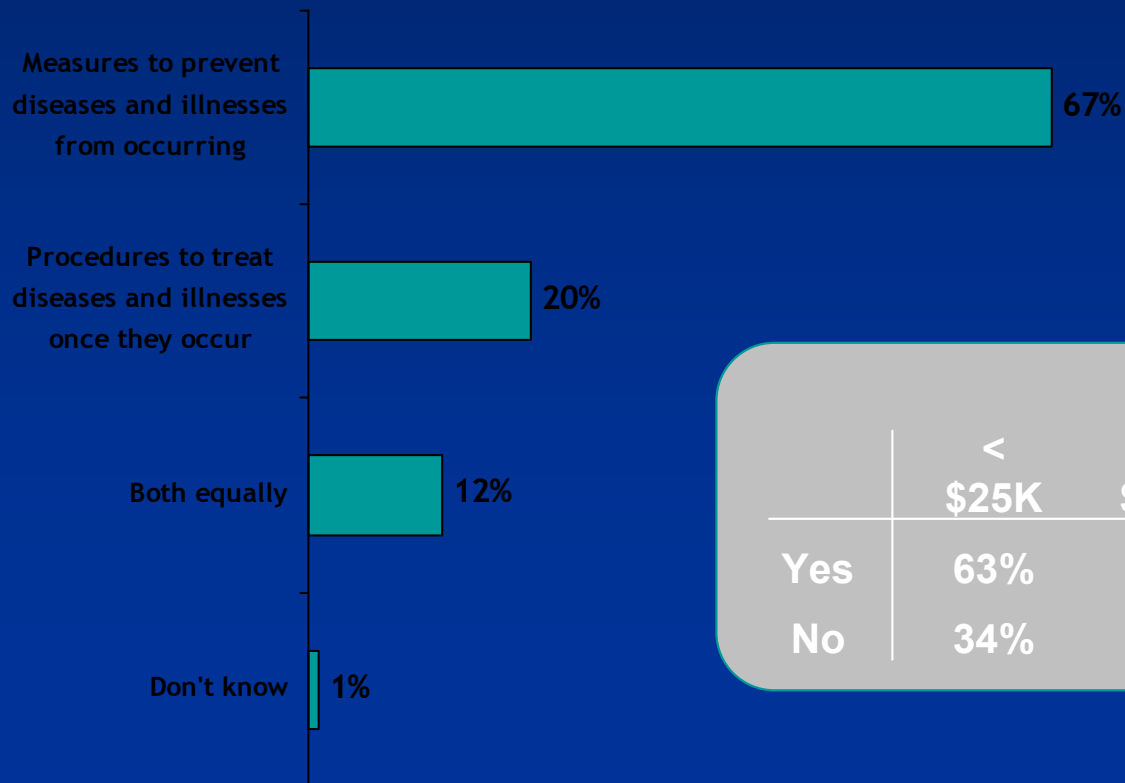


	<u>Income</u>				
	< \$25K	\$25K-\$34,999	\$35K-\$49,999	\$50K-\$74,999	\$75K+
Yes	63%	65%	68%	70%	65%
No	34%	32%	31%	25%	31%

Americans Believe preventive Care Deserves More Emphasis

- Concern about preventive healthcare is high among all age groups.

Which one of the following do you think our healthcare system today should be placing more emphasis on?

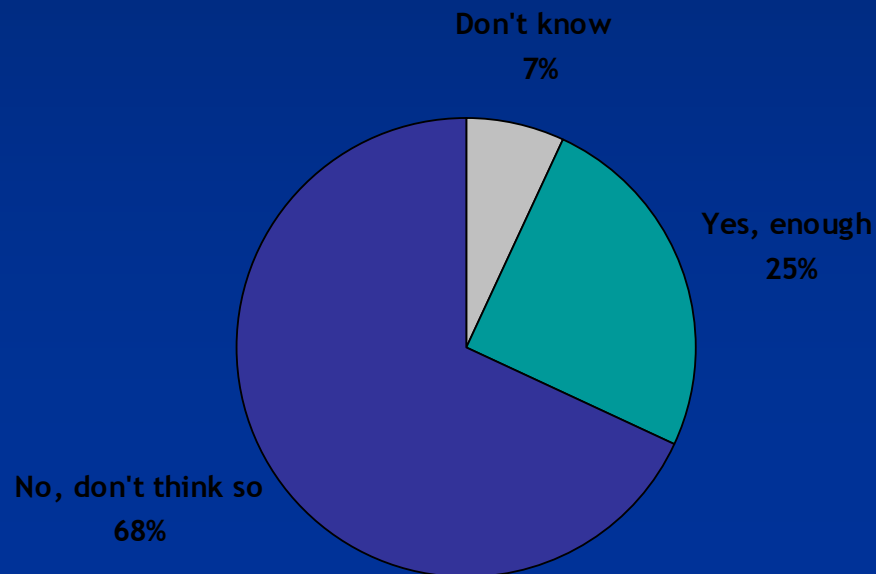


	Income				
	< \$25K	\$25K-\$34,999	\$35K-\$49,999	\$50K-\$74,999	\$75K+
Yes	63%	65%	68%	70%	65%
No	34%	32%	31%	25%	31%

Congress Needs To Do More To Create a More Healthy America

- Over two-thirds of Americans believe Congress is not doing enough on the healthcare front.

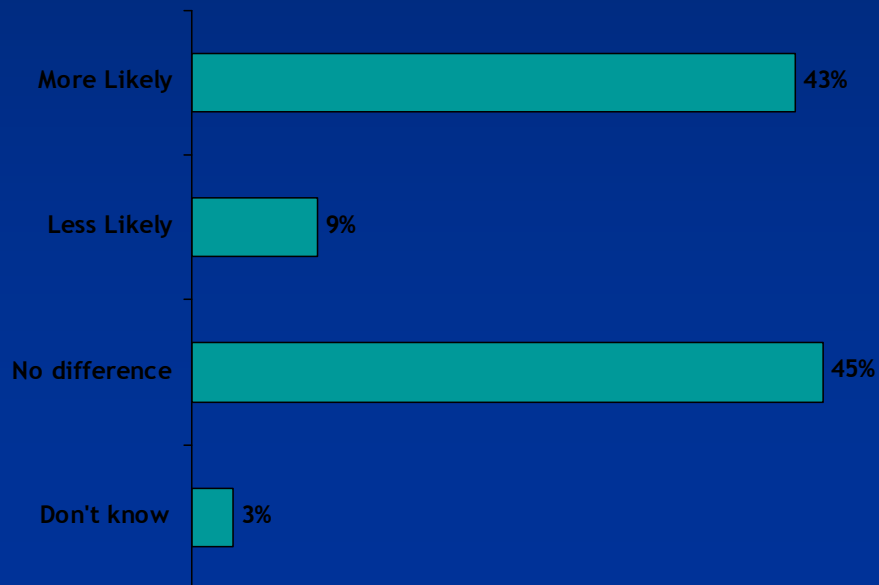
Do you think Congress is currently doing enough to create a more healthy America through such actions as the creation of walkable communities, healthy school lunches, and more affordable public health services?



Americans Are More Likely To Vote for Candidates who Favor Increased Public Health Spending

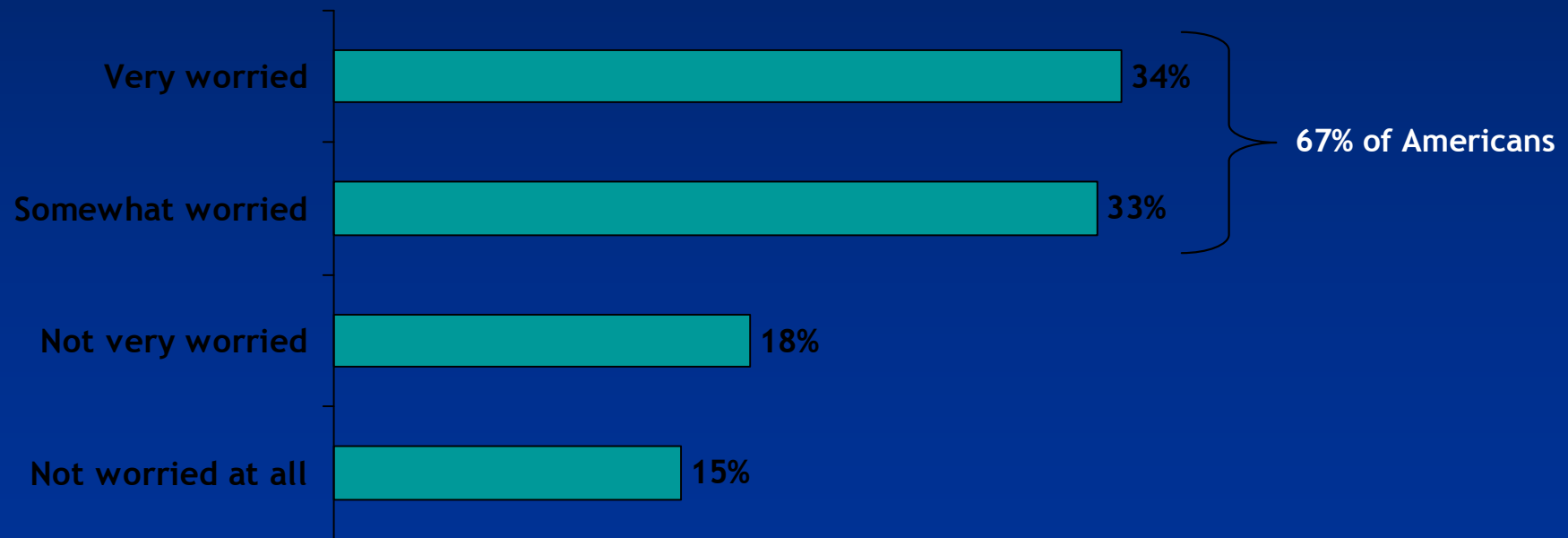
- Although more than four in ten say it makes no difference.

Are you more likely to vote for a candidate who supports increased government spending for research to find cures and prevent disease?



Two-thirds of Americans Worry About the Cost of Healthcare

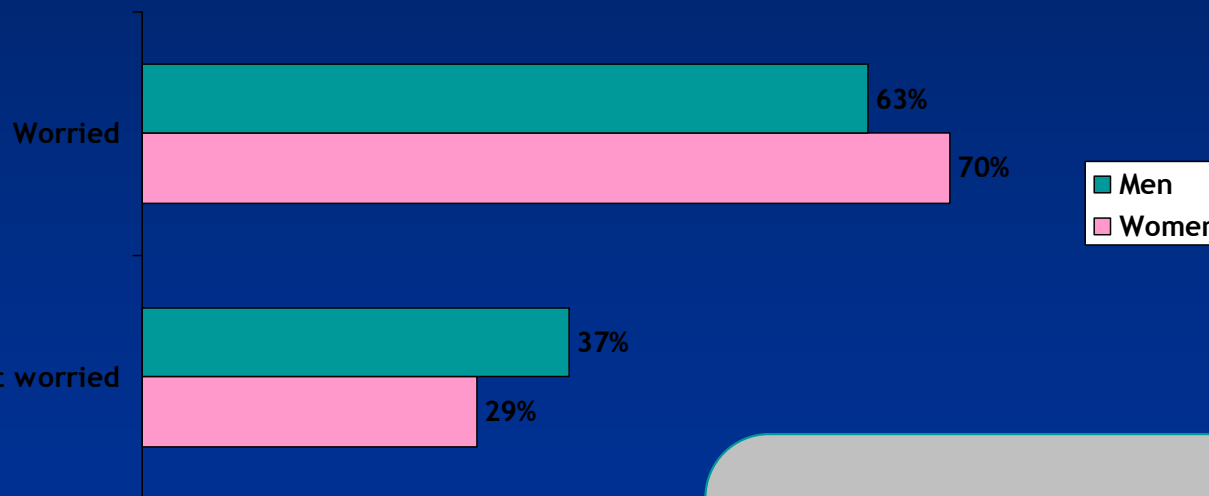
How worried are you about not being able to afford necessary healthcare if you or a family member were to become seriously ill?



Women and Those with Lower Incomes Are the Most Concerned

- Seven in ten women and more than three-quarters of those with annual household incomes under \$50K say they are very or somewhat worried about the cost of healthcare.

How worried are you about not being able to afford necessary healthcare if you or a family member were to become seriously ill?

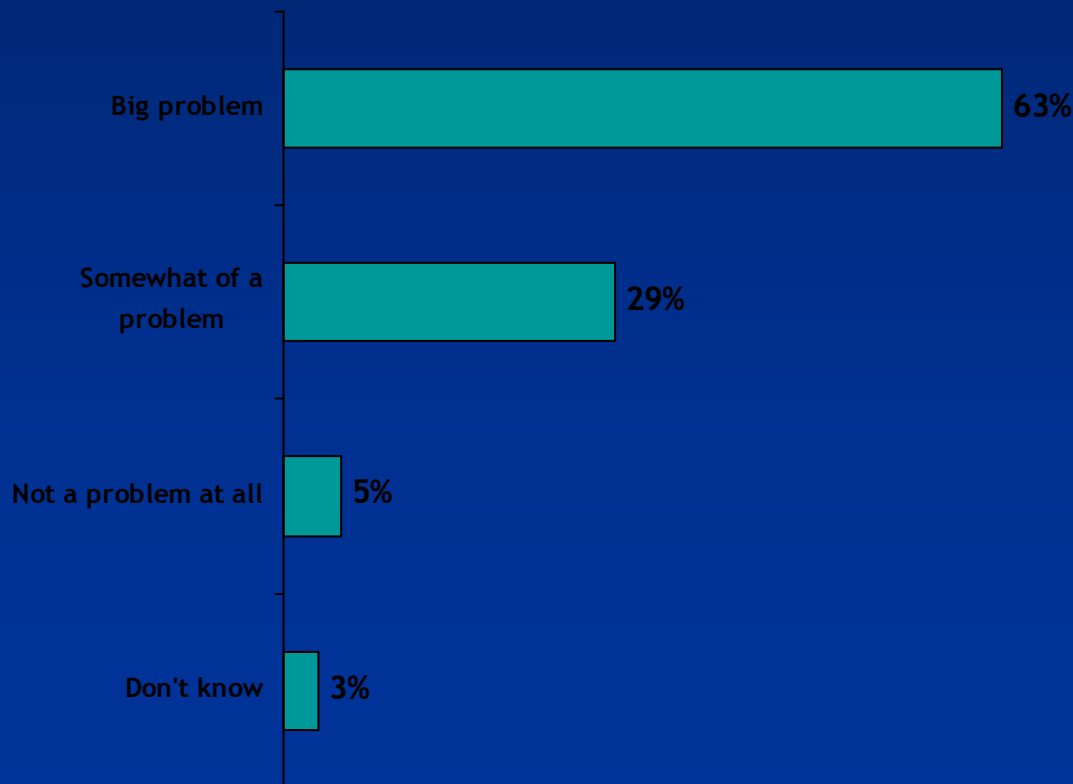


	<u>Income</u>				
	< \$25K	\$25K-\$34,999	\$35K-\$49,999	\$50K-\$74,999	\$75K+
Worried	80%	78%	75%	67%	53%
Not worried	20%	22%	25%	33%	47%

Lack of Health Insurance is a Problem in the US

- Nearly two-thirds of Americans agree that the number of people without health insurance in their state represents a “big” problem.
 - Women are more likely than men to perceive this as a problem.


Do you think the number of people without health insurance in your state is a big problem, somewhat of a problem, or not a problem at all?



	<u>Male</u>	<u>Female</u>
Big problem	55%	71%
Somewhat of a problem	34%	24%
Not a problem at all	9%	1%

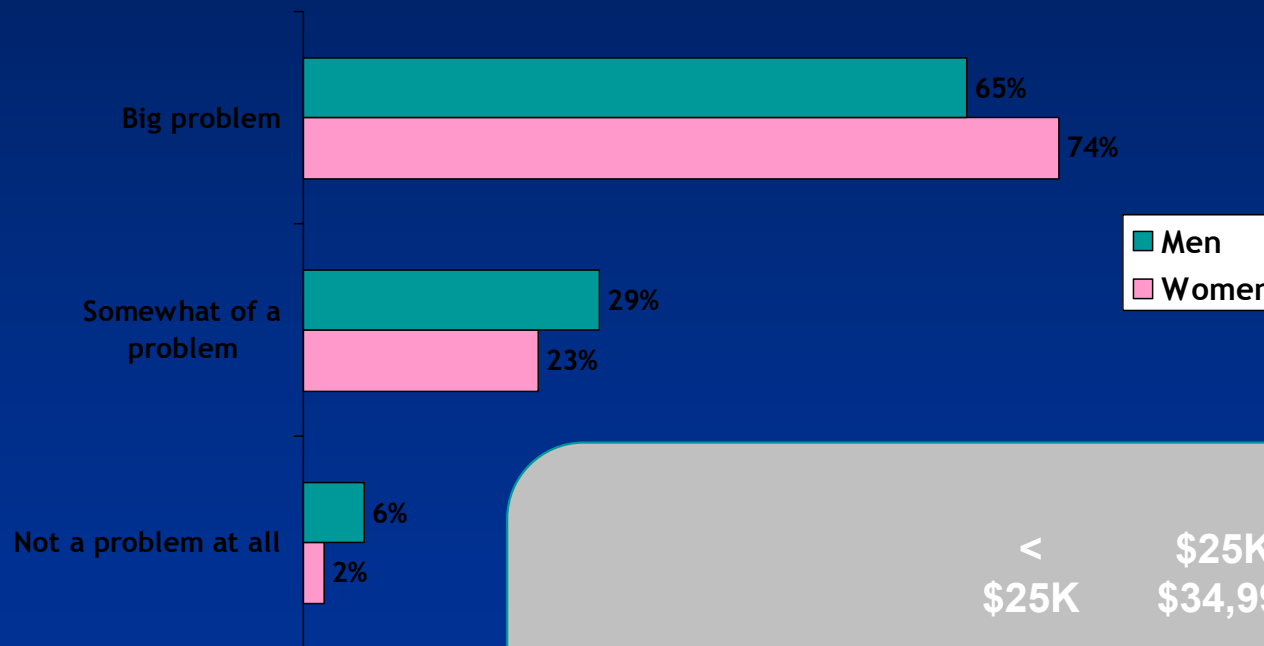
Worse Health among Lower-Income Individuals is a Big Problem in the US

Do you think the greater incidence of health problems among Americans with lower incomes is a big problem, somewhat of a problem, or not a problem at all?



Women and Lower Incomes View Poor Health as a Big Problem

Do you think the greater incidence of health problems among Americans with lower incomes is a big problem, somewhat of a problem, or not a problem at all?



	Income				
	< \$25K	\$25K-\$34,999	\$35K-\$49,999	\$50K-\$74,999	\$75K+
Big problem	75%	71%	72%	72%	65%
Somewhat of a problem	21%	18%	23%	27%	29%
Not a problem at all	4%	9%	5%	1%	5%

Better Healthcare Means A Better Economy

- The overwhelming majority of Americans believe that healthy workers have a strong impact on economic productivity.

To what extent does a healthy worker contribute to a healthy, productive economy?

Strongly contributes	83%
Somewhat contributes	15%
Does not contribute to a healthy, productive economy	1%
Don't know	1%

For Additional Information

 **2872 Woodcock Blvd. Suite 220
Atlanta, Georgia 30341**

 **(770) 458-7400**

 **www.chronicdisease.org**

 **john@chronicdisease.org**